

One-Click Degree Plan Import

Where: From the **Home Screen**, users will see a link that will instantly add all courses from their degree plan into the desired course list in schedule planner.

What: The quick link will appear if the following case:

1. The student has 1 or more courses in their degree plan that exactly match the term the student has selected in schedule planner.


2. The student does not already have courses selected in schedule planner for that term.



Why: By allowing students to easily add planned courses from the home screen, it encourages them to utilize their degree plan and stay on track towards graduation.

****Requirements**:** This feature is only available for institutions that have integrated their degree planner with Schedule Planner.


Courses

+ Add Course

 Add the courses you wish to take for the upcoming term.

 Your degree plan shows 2 courses for Fall 2015-2016, [click here](#) to load them into your course list. 

Schedules

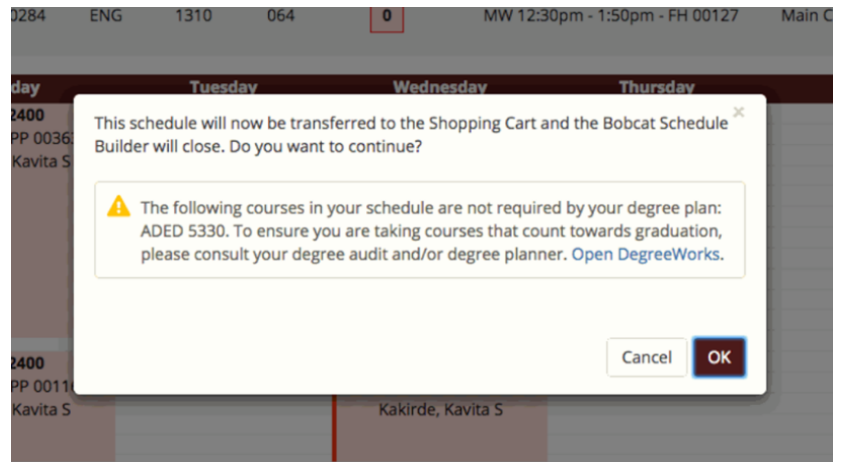
 Generate Schedules



Nudging for Courses Outside of Degree Plan

Where: On the **View Schedule Page**, a warning will appear at the top of the schedule indicating courses that **do not** exist in the student's Degree Plan. Also, when a student clicks **Send to Cart**, a **pop-up window** will appear alerting the student of any courses that are NOT included in their degree plan. Both of these features can be toggled on and off separately.

Why: By calling out courses that aren't in their Degree Plan, students are encouraged to review unplanned courses and it allows the institution to make sure the student is warned about going off-track. It also reinforces the importance of keeping degree plans updated.





Bobcat Schedule Builder Text Only Help Sign out

[Back](#) [Email](#) [Send to Shopping Cart](#) Schedule 1 of 1000

You are viewing a potential schedule only and you must still register.

Warning: This schedule includes classes online or on more than one campus - be sure there is ample travel time between classes.

Warning: The following courses in your schedule are not required by your degree plan: ADED 5330. To ensure you are taking courses that count towards graduation, please consult your degree audit and/or degree planner. [Open DegreeWorks.](#)

	CRN #	Subject	Course	Section	Seats Open	Day(s) & Location(s)	Campus	Credits
 	18980	ADED	5330	001	1	ARR ARR	Off Campus	3

Options: Institutions can choose to use one or both of these degree plan nudging techniques. Also, these features can be hidden for students who have empty degree plans.

****Requirements**:** This feature is only available for institutions that have integrated their degree planner with Schedule Planner.



Require Student Groups To Use Degree Plan Courses

We've created the ability to require certain student groups to add courses to College Scheduler based on what they have setup in their Degree Plan. This new feature will force students in those groups to pick courses from their Degree Plan without the option of selecting courses any other way. Students outside of the selected groups will be unaffected and able to choose any course.

College Scheduler

Text Only

Add Course

Degree Planner

Plan Term

2018 Fall

☐☐

Acct 100 - General Accounting

☐

Chemistry 103 - Chem Structure and Reactivity

☐

Dance 110 - Beginning Dance Composition

☐

Finance 3039 - Personal Finance



Back

+ Add Course

This new function will take place in the College Scheduler PeopleSoft Interface settings screen (Seen Below)

Degree Plan Lock

College Scheduler Degree Plan Lock Settings

Institutions
Find | View All
First 3 of 3 Last

Institution
 PSUNV
 PeopleSoft University

Student Groups per Term
Find | View All
First 1 of 3 Last

Term
 0813
 Fall 2018 CS

Personalize | Find |
 1-2 of 2
First 1-2 of 2 Last

	Student Group	Description		
1	ESL	English as a Second Language	+	-
2	ERAS	Erasmus Students	+	-

***Student Groups listed will enforce the degree plan courses.**

How to Enable Feature: Fill out the [survey](#)

PeopleSoft Interface Update Required: Fill out the survey and we will be in contact with more details.

© Copyright 2017, College Scheduler by Civitas Learning. All rights reserved. Contains confidential and proprietary information of College Scheduler LLC. No part of this publication may be distributed, reproduced, transmitted, transcribed, stored in a retrieval system, or translated into any language or computer language, in any form or by any means, electronic, mechanical, magnetic, optical, chemical, manual, or otherwise, without the prior written permission of College Scheduler by Civitas Learning.

Disclaimer

College Scheduler by Civitas Learning makes no representations or warranties with respect to the contents hereof. This guide is subject to change without notice. Although this guide has been prepared with every precaution to ensure accuracy, College Scheduler by Civitas Learning assumes no liability for any errors or omissions, or for any damages resulting from the application or use of this information.

Legal

Customer agrees that it shall not, without the express written consent of Civitas Learning, decompile, disassemble, or reverse engineer the enclosed Software, or modify, enhance, or otherwise change or supplement enclosed Software, in whole or in part. Customer agrees that it shall not sublicense the enclosed Software or any alterations thereto, derivative works thereof, or related materials provided by Civitas Learning to Customer hereunder. Customer agrees that it shall not install, use, reproduce, market, promote, sell, display, or otherwise provide the enclosed Software or any alterations thereto, derivative works thereof, or related materials provided by Civitas Learning to Customer hereunder to any third party for any other purpose than is permitted by this License.

